

# ColorWorks<sup>®</sup> CW-C6000 Series Color Inkjet Label Printers



CW-C6000A



CW-C6500P

## Introducing the Future of Mission-critical Label Printing.

**Reliability you can count on** — engineered by Epson for demanding applications; backed by industry-leading service and support

**First printer specifically designed as a color upgrade to black-and-white thermal transfer printers<sup>1</sup>** — with similar media handling capabilities, speed, features and connectivity options, all at a comparable price point<sup>2</sup>

**Enhanced productivity** — eliminate the need to pre-print; speeds up to 5" per second<sup>3</sup>; fast time to first label

**Astounding image quality** — up to 1200 dpi resolution with various droplet sizes; crisp images comparable to pre-printed labels

**Seamless integration** — compatible with ZPL II, major middleware, SAP, Windows<sup>®</sup>, Mac<sup>®</sup> and Linux

**Remote printer management** — for managing large fleets over the network

**Applicator I/O control port for truly automated workflow** — supports I/O commands; can be integrated into nearly any workflow

**Low cost** — comparable to existing thermal transfer printers<sup>2</sup>

**Durable, high-quality labels** — meets BS 5609 certification<sup>4</sup>

**CW-C6000P and C6500P** — the first color inkjet label printer with a peel-and-present option<sup>5</sup>

**CW-C6000A and C6500A** — auto cutter included

## ColorWorks® CW-C6000 Series Color Inkjet Label Printers

---

The new Epson® ColorWorks series label printers, engineered for demanding applications, are revolutionizing both monochrome and color label printing with rugged reliability you can count on, delivering dependable, commercial inkjet printing with fast-drying, durable color inks and enhanced productivity.

### Peel-and-present

Epson offers the first color inkjet printer with peel-and-present capability, which can help speed up the manual application of on-demand labels. An integrated label-taking sensor holds off subsequent printing until the previous label is removed. This feature is ideally suited for fully automated label application systems. This unique capability eliminates the need for a loose loop and allows individual labels to be taken as soon as they are printed.



CW-C6000P 4"  
Peel-and-present



CW-C6500P 8"  
Peel-and-present

### Auto Cutter

With a 4" or 8" built-in auto cutter covering the full spectrum of label sizes to create variable-length labels and enable easy job separation, these new ColorWorks models offer cost and inventory reductions compared to using pre-printed labels.

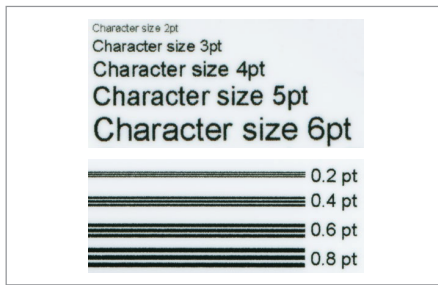


CW-C6000A 4"  
Auto Cutter



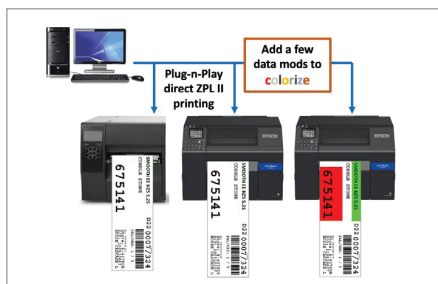
CW-C6500A 8"  
Auto Cutter

## ColorWorks® CW-C6000 Series Color Inkjet Label Printers



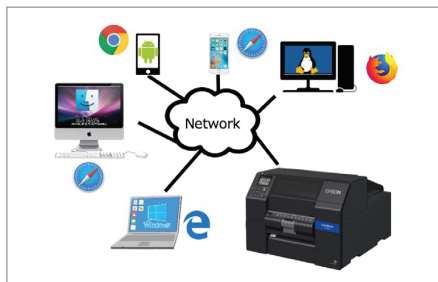
### High-quality Printing

Epson-engineered PrecisionCore® TFP® printhead technology delivers ultra sharp text and precise barcodes. It also produces varying droplet sizes that, coupled with a 1200 x 1200 dpi resolution, can produce a huge gamut of vibrant, accurate colors, smooth gradations and fine image details. So, whether the challenge is to produce complex informational labels or high-quality product labels, the CW-C6000 series is up to the challenge.



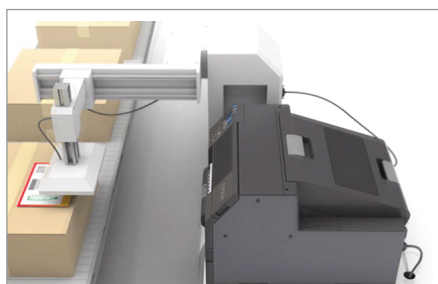
### ESC/Label and ZPL II Interface Languages

ZPL II capabilities allow you to experience the advantages of Epson inkjet technology without reprogramming existing systems. ESC/Label command extensions can be added to unlock the power of color. Leverage color for color-coded fields, product pictures, logos and marketing messages to improve overall business processes and brand image.



### Remote Management Tools

Epson made the CW-C6000 family for large-scale enterprise environments. To support these high-volume scenarios, a wide range of remote management tools are available. These allow IT and support teams to remotely monitor the status of large fleets of printers, generate email alerts on items needing attention, remotely deploy firmware updates, set up complex network environments, and view or modify settings from any computer browser or Android™ or Apple® powered smartphone.



### General-purpose I/O Port

Designed for mission-critical production, all CW-C6000 family printers come equipped with a general-purpose I/O port. This gives automation developers all the control they need to seamlessly integrate the printer into their automated workflow. The port provides all the necessary information on supply levels, status, faults and readiness. Inputs enable users to pause, clean and print.

# ColorWorks<sup>®</sup> CW-C6000 Series Color Inkjet Label Printers

## Printer

**Print Method:** Serial inkjet PrecisionCore TFP  
**Image Security:** Nozzle Verification Technology, auto head maintenance and auto missing dot compensation  
**Ink Type:** UltraChrome<sup>®</sup> DL pigment ink  
**Ink Colors:** CMYK in individual cartridges  
**Control Panel:** 2.7" full-color graphic display and 13-key pad allow for local configuration and operation  
**Indicators:** Power, status and pause LEDs, beeper  
**Color Correction:** ICC color profiles, RGB spot color substitution, driver-based color adjustment  
**Banner Printing:** Supports pages sent in segments to produce large signs without gaps  
**Barcode Font:** UPC-A, UPC-E, JAN13(EAN), JAN8(EAN), Code39, ITF, Codabar, Code93, Code128, GS1-128, GS1 DataBar Omnidirectional, GS1 DataBar Truncated, GS1 DataBar Limited, GS1 DataBar Expanded  
**Two-dimensional Code Printing:** PDF417, QR Code, Maxi Code, GS1 DataBar Stacked, GS1 DataBar Stacked Omnidirectional, GS1 DataBar Expanded Stacked, DataMatrix, Aztec Code, MicroPDF417, Micro QR Code  
**Cutter Life (cuts):**  
 Paper Liner up to 1.5 M  
 Synthetic Liner up to 0.5 M  
 Continuous Matte Paper up to 0.5 M  
 Continuous Gloss Paper up to 0.3 M  
 Continuous Synthetic up to 0.1 M  
**Printer Durability:**  
 Permanent printhead  
 Feeding mechanism 7.8 M inches (200 km) before major service

## Media

**Media Sources:** Internal roll-fed, rear-feed fan fold, external rear-powered unwinder  
**Media Construction:** Standard die-cut label with or without black mark, die-cut label with matrix on and black mark, continuous tag stock with or without black mark, continuous label with or without black mark  
**Media Types:** Inkjet Coated Matte Paper, Gloss Paper, High-gloss Synthetic, Fine Paper, PET Film, Matte Synthetic, Uncoated Plain Paper  
**Thickness:** .005" – .009" (0.129 mm – 0.236 mm)  
**Label Length:**  
 Max. 24" (610 mm)  
 Min. 0.31" (8 mm) no finishing  
 0.50" (13 mm) peeling  
 0.59" (15 mm) cutting  
**Roll Media Core Diameter:** 3" (76 mm)  
**Die-cut Label Gap:** 2 mm – 6 mm  
**Gap Sensor Location:** Adjustable 0.4" – 2.4" (10 mm – 60 mm) in 0.2" (5 mm) steps from left paper guide  
**Black Mark Sensor Location:** Fixed at 0.5" (12 mm) from left paper guide  
**Black Mark Size:** Min. 0.72" x 0.16" (18 mm x 4 mm) (W x H)

## General

**Interfaces:** Ethernet 1000BASE-T/100BASE-TX/10BASE-T USB 2.0  
**Operating System:** Windows 10, 8.1, 8, 7 SP1, Windows Vista<sup>®</sup> SP2, Windows Server<sup>®</sup> 2019, 2016, 2012 R2, 2012, 2008 R2, 2008, macOS<sup>®</sup> 10.6.8 or later, Linux

## General (continued)

**Direct Command-based Printing:** Zebra ZPL II native language support, plus command extensions, to allow for colorization of data; Epson ESC/Label color command language  
**General-purpose I/O Port:** 25-pin D-sub connector; provides detailed status on supply levels, faults and readiness; enables control to pause, clean and print  
**Remote Management Tools:** Epson Device Admin, WebConfig, Epson Monitoring Tool, Printer Setting Utility, Epson Deployment Tool, EpsonNet Setup Manager, EpsonNet Config SE, Epson Firmware Updater  
**Operating Temperature:**  
 5 to 35 °C/20 – 80% RH humidity  
**Storage Temperature:**  
 -20 to 60 °C/5 – 85% RH humidity  
**Power Consumption:**  
 50 – 60 W Printing (average printing)  
 4.1 – 4.4 W Standby  
 0.2 – 0.5 W Power Off State  
**Rated Voltage:** AC 100 – 240 V AC  
**Rated Frequency:** 50 – 60 Hz  
**Acoustic Noise:** Approx. 55 dBA  
**EMI:** FCC/ICES-003 Class A, VCCI class A, CE Marking  
**Safety Standards:** UL1950/CSA C22.2 No.950, TUV, GOST-R  
**Warranty:** 1-year depot repair

## What's in the Box

ColorWorks CW-C6000/CW-C6500 printer, AC power cord, full-capacity ink cartridges, maintenance box, instruction sheet, CD with utilities and manuals

## Ordering Information

CW-C6000A Printer – 4" Auto Cutter	C31CH76101
CW-C6000P Printer – 4" Peel-and-present	C31CH76201
CW-C6500A Printer – 8" Auto Cutter	C31CH77101
CW-C6500P Printer – 8" Peel-and-present	C31CH77201
SJIC35P-K Ink Cartridge (Black)	C13T44B120
SJIC35P-C Ink Cartridge (Cyan)	C13T44B220
SJIC35P-M Ink Cartridge (Magenta)	C13T44B320
SJIC35P-Y Ink Cartridge (Yellow)	C13T44B420
SJMB 60/65 Maintenance Box	C33S021501
SP8X Spare Spindle 8"	C32C881301
SP4X Spare Spindle 4"	C32C881101

Model-specific Specifications	CW-C6000A	CW-C6000P	CW-C6500A	CW-C6500P
Feed	Auto Cutter	Peel-and-present	Auto Cutter	Peel-and-present
Media Width	1.0" (25 mm) - 4.4" (112 mm)	1.0" (25 mm) - 4.4" (112 mm)	1.0" (25 mm) - 8.5" (216 mm)	1.0" (25 mm) - 8.5" (216 mm)
Print Width	4.25" (108 mm)	4.25" (108 mm)	8.34" (212 mm)	8.34" (212 mm)
Roll Size O.D.	8.0" (203 mm)	8.0" (203 mm)	6.0" (153 mm)	6.0" (153 mm)
Weight - Printer (Dry)	50.7 lb (23.0 kg)	50.7 lb (23.0 kg)	57.3 lb (26.0 kg)	57.3 lb (26.0 kg)
Weight - Shipping	75.0 lb (34.0 kg)	75.0 lb (34.0 kg)	81.6 lb (37.0 kg)	81.6 lb (37.0 kg)
Dimensions - Printer (W x D x H)	13.4" x 22.2" x 12.8" (340 mm x 565 mm x 326 mm)	13.4" x 22.8" x 12.8" (340 mm x 580 mm x 326 mm)	17.5" x 20.3" x 12.8" (444 mm x 515 mm x 326 mm)	17.5" x 20.9" x 12.8" (444 mm x 530 mm x 326 mm)
Dimensions - Shipping (W x D x H)	19.5" x 27" x 18.5" (495 mm x 685 mm x 470 mm)	19.5" x 27" x 18.5" (495 mm x 685 mm x 470 mm)	24" x 28" x 19" (610 mm x 710 mm x 480 mm)	24" x 28" x 19" (610 mm x 710 mm x 480 mm)

## Print Mode and Speed Table

Printer Speed (Inches Per Second)	Resolution (dpi)	Head Passes	2.2" (56 mm)	3.5" (89 mm)	6" (153 mm) (C6500 models only)	8" (203 mm) (C6500 models only)
Max. Speed	300 x 600	1	5.8	5.0	3.9	3.4
Speed	600 x 600	1	3.9	3.2	2.4	1.9
Normal	600 x 600	2.5	2.3	2.1	1.6	1.3
Quality	600 x 1200	6	0.9	0.7	0.6	0.5
Max. Quality	1200 x 1200	12	0.4	0.3	0.3	0.2

1 The CW-C6000/C6500 family is the first to bring to market the combination of features of direct ZPL II printing, peel-and-present, remote printer management, companion four- and eight-inch models, applicator I/O interface, broad middleware support, and comparable price points. | 2 Printers and consumable costs are similar when comparing similarly featured leading brand thermal transfer printers and supplies for similar high durability images on similar media. | 3 Printing in Max Speed Mode, 300 x 600 dpi, 3.2" (89 mm) print width. | 4 ColorWorks CW-C6000/C6500 inkjet printers with UltraChrome DL pigment ink, used in combination with Neenah Kimdura<sup>™</sup> poly media, has been BS 5609 certified. | 5 Compared to color inkjet label printers available in the U.S. and Canada as of July 2019.

Better Products for a Better Future<sup>™</sup>  
 eco.epson.com



Epson America, Inc.  
 3840 Kilroy Airport Way, Long Beach, CA 90806

Epson Canada Limited  
 185 Renfrew Drive, Markham, Ontario L3R 6G3

www.epson.com  
 www.epson.ca

Specifications and terms are subject to change without notice. EPSON, ColorWorks, PrecisionCore, TFP and UltraChrome are registered trademarks, EPSON Exceed Your Vision is a registered logomark and Better Products for a Better Future is a trademark of Seiko Epson Corporation. Apple, Mac and macOS are trademarks of Apple Inc., registered in the U.S. and other countries. Windows, Windows Server and Windows Vista are either registered trademarks or trademarks of Microsoft Corporation in the United States and/or other countries. Android is a trademark of Google LLC. All other product and brand names are trademarks and/or registered trademarks of their respective companies. Epson disclaims any and all rights in these marks. Copyright 2019 Epson America, Inc. CPD-58012 10/19

